



**Low Voltage**

IEC | Three-Phase

Induction Motors

**IE3 Premium Efficiency**

**Precision in Motion**

[www.felcomotors.com](http://www.felcomotors.com) | Email: [info@felcomotors.nl](mailto:info@felcomotors.nl)

# About Felco Motors

**FELCO** motors is a global supplier specializing in Industrial Electric Motors, Fractional horsepower motors, drives, and HVAC equipment.

Our strength lies in a dynamic team of seasoned senior engineers, ambitious young professionals, and a dedicated sales and marketing force. Together, we combine deep technical expertise with a clear understanding of our customers' needs to deliver complete solutions and ensure total customer satisfaction.

At **FELCO**, we strive to be the preferred brand in carefully selected niches, segments, and applications. We are committed to building strong

partnerships founded on trust and collaboration - delivering unique value and driving mutual success.

Our products are designed and manufactured to meet the highest international standards, ensuring reliability, efficiency, and long-term performance. Whether it's a standard motor or a customized solution, we work closely with our partners to deliver exactly what their application demands.

We believe in continuous improvement, investing in innovation, training, and product development to stay ahead in a fast-changing market. At **FELCO**, we don't just sell motors we provide power, precision, and peace of mind.



FELCO®

# Felco IE3 Electric Motors

## Certifications & Quality Standards

At **FELCO**, quality is not just a promise-it's built into every product we deliver. Our manufacturing, design, and testing processes are aligned with globally recognized standards, ensuring safety, efficiency, and long-term performance.



### ISO 9001:2015

#### Quality Management System

This standard helps companies make sure their products and services are high quality and meet customer needs. It focuses on improving processes and customer satisfaction



### ISO 14001:2015

#### Environmental Management System

This standard helps companies reduce their impact on the environment. It supports better use of resources, less waste, and following environmental laws.



### ISO 45001:2018

#### Occupational Health & Safety Management System

This standard helps companies create a safe and healthy workplace. It focuses on reducing risks, preventing accidents, and protecting employees.



### CE Marking

Complies with European safety, health, and environmental protection regulations.



### UL Listed

Certified for North American electrical and fire safety requirements

## Warranty :

All **FELCO** motors are backed by a **24-months warranty** from the date of invoice, covering manufacturing defects and workmanship under normal operating conditions

# Felco IE3 Electric Motors

**FELCO** IE3 (Premium Efficiency) electric motors are engineered to meet the highest international standards, ensuring exceptional performance, energy efficiency, and operational reliability. Manufactured in accordance with IEC 60034-30, these motors comply fully with EC Directive 2009/125, covering the Eco-design requirements for energy-related products.

Trusted globally across diverse sectors—including industrial, agriculture, renewable energy and water treatment solution —**FELCO** IE3 motors represent a future-ready solution for demanding applications.

## Technical Specifications

### Motor Series

- FMA3 (Aluminium housing) : Frame sizes 56 to 160 (size 180 available upon request)
- FMC3 (Cast iron housing) : Frame sizes 160 to 400 (sizes outside this range available on request)

### Construction Details

- Shaft : Precision-machined from C45 high-grade steel
- Rotor : High-integrity die-casting using 100% pure aluminium

### Bearing System

- Frame size  $\leq 132$  : SKF, NSK, or FAG ZZ high-temperature bearings
- IE3 motors : ZZ iron shield bearings
- Frame size  $\geq 160$  : SKF, NSK, or FAG ZZ C3 high-temperature or wide-range bearings
- Frame sizes  $\leq 160$ : Closed-type bearings
- Frame sizes  $\geq 180$ : Open-type bearings

### Stator Winding & Insulation

- Constructed with double-coated copper wire and inter-phase insulation
- Standard insulation class: Class F (maximum temperature rise of 105K at 50C ambient)
- Optional: Class H&C insulation available on request

### Compliance & Testing

- Designed and manufactured to IEC 60034, IEC 60072 and EN 50347
- Performance tested in accordance with IEC 60034-2-1
- Rotors dynamically balanced with half key as per IEC 60034-14 Grade A
- Acoustic levels conform to IEC 60034-9
- Cooling method: IEC 411 (standard) & IEC 416, IEC 410, IEC 418 (optional)

# Felco IE3 Electric Motors

## Electrical Characteristics

### Standard Voltage & Frequency

- Up to 3kW:  $\Delta/Y$  230/400V, 50Hz (factory setting: 400V)
- 4kW and above:  $\Delta/Y$  400/690V, 50Hz (factory setting: 400V)
- Other voltage configurations available upon request

## Protection & Optional Features

### Standard Protection

- IP55 ingress protection rating with drain hole preparation
- Protection IP56 / IP65 / IP66 available upon request
- Integrated PTC thermistors for thermal protection

### Optional Enhancements

- Bimetallic thermal protection elements
- Anti-condensation heating elements for standstill protection
- PT100 sensors for windings and/or bearings

### Design & Accessories

- Supplied with cable glands pre-installed in the terminal box
- Motors with frame size  $\geq 100$  equipped with lifting eyebolts
- Finished in RAL 7038 low-gloss paint, suitable for general industrial environments

## Application Information

**FELCO** IE3 electric motors are designed for versatility and are deployed across a wide range of industrial applications. Their durability, efficiency, and consistent performance make them ideal for the following use cases:

### Fans & Blowers

- Air handling units
- Refrigeration systems
- Oil coolers

### Shredders

- Granulators
- Crushers and other material reduction equipment

### Hydraulic Power Units

- Hydraulic power packs for various machinery and automation systems

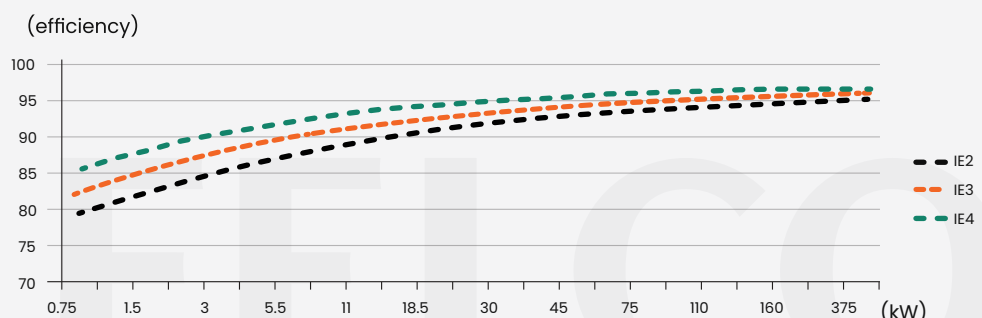
### Gear Systems

- Gear reducers
- Integrated gearmotors

### Pumps

- Water supply systems
- Sewage and wastewater treatment applications

Efficiency curves for IE2, IE3 and IE4 4-pole 50Hz electric motors



# IE3 / 2 Pole

Motor Type	Power	Current(A) at 400V		Speed	Efficiency( $\eta$ )			PF	Rated Torque			Locked Current	Weight
	(kw)	amp	Conn.	(rpm)	100%	75%	50%	( $\cos\phi$ )	(Nm)	Ts/Tn	Tmax/Tn	Is/In	(Kg)

## Aluminium Motors

FMA3-80A-2	0.75	1.64	Y	2900	80.7	80.6	78.7	0.82	2.49	2.5	3.0	7.3	9.5
FMA3-80B-2	1.1	2.31	Y	2910	82.7	83.0	82.5	0.83	3.65	2.8	3.5	8.7	10.5
FMA3-90S-2	1.5	3.06	Y	2900	84.2	84.8	84.0	0.84	4.95	2.4	3.2	8.5	15
FMA3-90L-2	2.2	4.35	Y	2915	85.9	86.2	85.5	0.85	7.26	2.6	3.5	8.5	19
FMA3-100L-2	3	5.71	Y	2910	87.1	87.9	86.2	0.87	9.90	3.2	3.5	8.5	25
FMA3-112M-2	4	7.45	$\Delta$	2920	88.1	88.5	87.8	0.88	13.15	2.6	3.0	8.6	34
FMA3-132SA-2	5.5	10.11	$\Delta$	2920	89.2	89.5	88.8	0.88	17.93	2.5	2.8	8.6	49.5
FMA3-132SB-2	7.5	13.65	$\Delta$	2925	90.1	90.7	89.6	0.88	24.45	2.5	3.0	8.5	55
FMA3-132MA-2	9.2	16.66	$\Delta$	2930	90.6	90.9	90.2	0.88	30.00	2.6	3.2	8.8	62
FMA3-132MB-2	11	19.56	$\Delta$	2945	91.2	91.6	90.6	0.89	35.67	2.7	3.6	8.8	76.5
FMA3-160MA-2	11	19.56	$\Delta$	2945	91.2	91.6	90.6	0.89	35.67	2.7	3.6	8.8	99
FMA3-160MB-2	15	26.47	$\Delta$	2945	91.9	92.0	91.2	0.89	48.64	2.6	3.6	9.0	108
FMA3-160L-2	18.5	32.47	$\Delta$	2940	92.4	92.5	92.0	0.89	60.09	2.7	3.6	9.0	118

## Cast Iron Motors

FMC3-160L-2	18.5	32.5	$\Delta$	2930	92.4	92.8	92.2	0.89	60.3	2.7	3.6	9.0	150
FMC3-180M-2	22	38.5	$\Delta$	2945	92.7	92.5	90.3	0.89	71.3	2.7	3.2	8.8	198
FMC3-200LA-2	30	52.1	$\Delta$	2950	93.3	92.8	90.3	0.89	97.1	2.0	2.7	8.2	244
FMC3-200LB-2	37	64.0	$\Delta$	2950	93.7	93.6	91.4	0.89	120	2.7	3.0	8.4	261
FMC3-225M-2	45	77.6	$\Delta$	2970	94.0	93.7	91.4	0.89	145	3.2	2.6	9.4	324
FMC3-250M-2	55	95.0	$\Delta$	2965	94.3	94.1	91.7	0.89	177	2.5	3.2	7.8	407
FMC3-280S-2	75	128.0	$\Delta$	2970	94.7	94.3	91.8	0.89	241	2.5	3.1	7.8	575
FMC3-280M-2	90	154.0	$\Delta$	2970	95.0	94.8	92.2	0.89	289	2.6	3.0	7.5	600
FMC3-315S-2	110	185.0	$\Delta$	2975	95.2	94.7	92.9	0.9	353	2.1	2.8	7.4	876
FMC3-315M-2	132	222.0	$\Delta$	2975	95.4	94.9	93.1	0.9	424	2.0	2.7	7.0	974
FMC3-315LA-2	160	265.0	$\Delta$	2975	95.6	95.1	93.3	0.91	514	1.9	2.7	6.4	1009
FMC3-315LB-2	200	331.0	$\Delta$	2975	95.8	95.3	93.5	0.91	642	2.1	2.8	8.6	1132
FMC3-355M-2	255	414.0	$\Delta$	2980	95.8	95.3	93.5	0.91	801	1.7	2.3	6.7	1643
FMC3-355L-2	315	522.0	$\Delta$	2980	95.8	95.3	93.5	0.91	1009	1.7	2.3	6.6	1800

# IE3 / 4 Pole

Motor Type	Power	Current(A) at 400V		Speed	Efficiency( $\eta$ )			PF	Rated Torque			Locked Current	Weight
	(kw)	amp	Conn.	(rpm)	100%	75%	50%	( $\cos\phi$ )	(Nm)	Ts/Tn	Tmax/Tn	Is/In	(Kg)

## Aluminium Motors

FMA3-80A-4	0.55	1.36	Y	1430	80.8	80.9	79.2	0.72	3.67	2.6	3.0	6.2	11
FMA3-80B-4	0.75	1.75	Y	1445	82.5	82.6	81.1	0.75	5.04	3.0	3.6	7.2	13
FMA3-90S-4	1.1	2.48	Y	1445	84.1	84.0	83.2	0.76	7.27	2.5	3.0	8.0	14.5
FMA3-90L-4	1.5	3.30	Y	1445	85.3	84.8	83.8	0.77	9.91	2.9	3.2	8.1	18.5
FMA3-100LA-4	2.2	4.52	Y	1455	86.7	86.6	84.8	0.81	14.6	3.1	3.7	8.1	27
FMA3-100LB-4	3	6.02	Y	1450	87.7	87.7	86.2	0.82	20.0	3.2	3.7	8.6	30
FMA3-112M-4	4	7.95	$\Delta$	1455	88.6	88.5	87.4	0.82	26.5	3.0	3.7	8.8	38
FMA3-132S-4	5.5	10.7	$\Delta$	1460	89.6	89.5	88.5	0.83	36.0	2.8	3.6	8.6	50
FMA3-132M-4	7.5	14.3	$\Delta$	1460	90.4	90.2	89.3	0.84	49.1	3.2	3.6	8.6	58
FMA3-132MB-4	9.2	17.4	$\Delta$	1460	90.9	90.7	90.2	0.84	60.2	3.2	3.6	8.6	68
FMA3-160M-4	11	20.4	$\Delta$	1465	91.4	91.2	89.7	0.85	71.7	3.5	3.8	8.8	111
FMA3-160L-4	15	27.3	$\Delta$	1465	92.1	92.0	91.5	0.86	97.8	3.5	3.8	8.8	117

## Cast Iron Motors

FMC3-180M-4	18.5	33.5	$\Delta$	1465	92.6	92.8	91.0	0.86	121	2.5	3.4	7.8	182
FMC3-180L-4	22	39.7	$\Delta$	1465	93.0	91.3	91.3	0.86	143	2.6	2.7	8.0	209
FMC3-200L-4	30	53.8	$\Delta$	1475	93.6	93.5	91.6	0.86	194	3.0	3.7	8.6	280
FMC3-225S-4	37	66.1	$\Delta$	1480	93.9	93.9	92.0	0.86	239	3.4	3.3	9.4	308
FMC3-225M-4	45	80.2	$\Delta$	1480	94.2	94.3	92.7	0.86	290	3.2	3.5	9.0	343
FMC3-250M-4	55	97.6	$\Delta$	1485	94.6	94.6	92.8	0.86	354	3.0	3.1	8.5	456
FMC3-280S-4	75	129	$\Delta$	1480	95.0	95.0	93.5	0.88	484	2.7	2.8	8.0	565
FMC3-280M-4	90	155	$\Delta$	1485	95.2	95.2	93.5	0.88	579	2.7	2.8	8.0	657
FMC3-315S-4	110	189	$\Delta$	1480	95.4	94.9	93.1	0.88	710	2.6	2.7	8.2	876
FMC3-315M-4	132	226	$\Delta$	1480	95.6	95.1	93.3	0.88	852	2.5	2.8	8.1	994
FMC3-315LA-4	160	271	$\Delta$	1480	95.8	95.3	93.5	0.89	1032	2.3	2.7	7.8	1078
FMC3-315LB-4	200	338	$\Delta$	1480	96.0	95.5	93.7	0.89	1291	2.1	2.5	7.3	1238
FMC3-355M-4	250	418	$\Delta$	1490	96.0	95.5	93.7	0.9	1602	2.1	2.5	7.3	1719
FMC3-355L-4	315	526	$\Delta$	1490	96.0	95.5	93.7	0.9	2019	2.3	2.5	7.5	1823

# IE3 / 6 Pole

Motor Type	Power	Current(A) at 400V		Speed	Efficiency( $\eta$ )			PF	Rated Torque			Locked Current	Weight
	(kw)	amp	Conn.	(rpm)	100%	75%	50%	( $\cos\phi$ )	(Nm)	Ts/Tn	Tmax/Tn	Is/In	(Kg)

## Aluminium Motors

FMA3-90S-6	0.75	1.93	Y	955	78.9	78	75	0.71	7.66	1.9	2.3	6.0	15
FMA3-90L-6	1.1	2.69	Y	955	81.0	91	79	0.73	11.1	2.6	3.0	6.0	20
FMA3-100L-6	1.5	3.59	Y	960	82.5	83	82	0.73	15.1	2.6	3.1	6.5	27
FMA3-112M-6	2.2	5.09	$\Delta$	965	84.3	85	82	0.74	22.0	2.2	3.0	6.6	35.5
FMA3-132S-6	3	6.84	$\Delta$	968	85.6	86	83	0.74	29.6	2.3	2.7	7.8	46
FMA3-132MA-6	4	8.99	$\Delta$	968	86.8	87	85	0.74	39.5	2.3	2.7	7.8	55
FMA3-132MB-6	5.5	12.0	$\Delta$	968	88.0	89	88	0.75	54.3	2.3	2.7	8.1	65.5
FMA3-160M-6	7.5	15.4	$\Delta$	970	89.1	89	88	0.79	73.8	2.4	3.1	7.8	123
FMA3-160M-6	11	22.0	$\Delta$	970	90.3	90	88	0.8	108.3	1.9	2.4	7.8	138

## Cast Iron Motors

FMC3-180L-6	15	29.3	$\Delta$	980	91.2	92	90	0.81	146	2.2	2.6	6.0	186
FMC3-200LA-6	18.5	35.9	$\Delta$	980	91.7	92	90	0.81	180	2.2	2.5	6.5	235
FMC3-200LB-6	22	42.0	$\Delta$	980	92.2	92	90	0.82	214	2.4	2.8	7.0	253
FMC3-225M-6	30	57.5	$\Delta$	985	92.9	93.0	91	0.81	291	2.0	2.3	6.5	295
FMC3-250M-6	37	68.1	$\Delta$	985	93.3	93	91	0.84	359	2.1	2.3	6.8	398
FMC3-280S-6	45	80.6	$\Delta$	985	93.7	94	92.0	0.86	436	2.0	2.3	6.5	499
FMC3-280M-6	55	98.1	$\Delta$	980	94.1	94.2	92.5	0.86	533	2.0	2.3	6.0	576
FMC3-315S-6	75	133	$\Delta$	980	94.6	94.1	92.3	0.86	727	2.0	2.3	5.8	864
FMC3-315M-6	55	159	$\Delta$	980	94.9	94.4	92.6	0.86	873	1.9	2.2	5.7	970
FMC3-315LA-6	110	194	$\Delta$	985	95.1	94.6	92.8	0.86	1066	2.4	2.6	7.0	1064
FMC3-315LB-6	132	232	$\Delta$	985	95.4	94.9	93.1	0.86	1280	2.2	2.4	6.8	1174
FMC3-355MA-6	160	232	$\Delta$	990	95.6	95.1	93.3	0.87	1543	2.0	2.2	7.0	1565
FMC3-355MB-6	200	346	$\Delta$	990	95.8	95.3	93.5	0.87	1929	2.0	2.2	7.0	1720
FMC3-355L-6	250	433	$\Delta$	990	95.8	95.3	93.5	0.87	2412	2.0	2.2	7.0	1972

# IE3 / 8 Pole

Motor Type	Power	Current(A) at 400V		Speed	Efficiency( $\eta$ )			PF	Rated Torque			Locked Current	Weight
	(kw)	amp	Conn.	(rpm)	100%	75%	50%	( $\cos\phi$ )	(Nm)	Ts/Tn	Tmax/Tn	Is/In	(Kg)

## Aluminium Motors

FMA3-100LA-8	0.75	2.22	Y	700	75.0	72.1	65.3	0.65	10.2	1.80	2.00	6.2	22
FMA3-100LA-8	1.1	2.96	Y	710	77.7	75.2	65.6	0.69	14.8	1.80	2.00	6.2	27.5
FMA3-112MA-8	1.5	3.88	$\Delta$	705	79.7	77.8	70.4	0.70	20.3	1.80	2.00	6.7	34
FMA3-112MB-8	1.8	4.66	$\Delta$	705	79.7	77.8	70.4	0.70	24.4	1.80	2.00	6.7	34
FMA3-112MC-8	2	5.17	$\Delta$	705	79.7	77.8	70.4	0.70	27.1	1.80	2.00	6.7	37
FMA3-132S-8	2.2	5.46	$\Delta$	705	81.9	80.4	74.1	0.71	29.8	1.80	2.00	6.7	44
FMA3-132M-8	3	7.20	$\Delta$	705	83.5	82.6	76.2	0.72	40.6	1.80	2.00	6.9	52.5
FMA3-160MA-8	4	9.33	$\Delta$	720	84.8	85.1	83.0	0.73	53.1	2.5	2.9	5.8	100
FMA3-160MB-8	5.5	12.40	$\Delta$	720	86.2	86.5	84.4	0.74	73.0	2.8	2.8	6.0	107
FMA3-160L-8	7.5	12.40	$\Delta$	720	87.3	87.6	85.5	0.75	98.9	2.7	2.9	6.5	117

## Cast Iron Motors

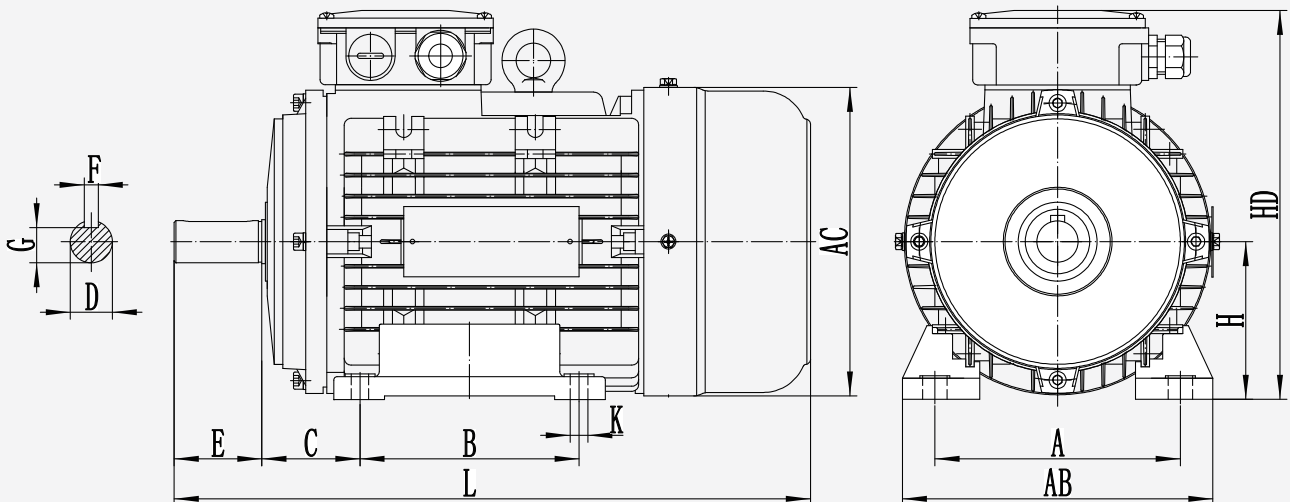
FMC3-180L-8	11	23.6	$\Delta$	730	88.6	88.9	86.8	0.76	144.6	2.6	2.7	6.5	185
FMC3-200L-8	15	31.8	$\Delta$	730	89.6	89.9	87.8	0.76	195.8	2.6	2.7	6.7	234
FMC3-225S-8	18.5	39.0	$\Delta$	740	90.1	90.4	88.3	0.76	240.9	2.1	2.6	6.7	265
FMC3-225M-8	22	44.9	$\Delta$	740	90.6	90.9	88.8	0.78	286.5	2.2	2.6	7.0	312
FMC3-250M-8	30	60.0	$\Delta$	740	91.3	91.6	89.5	0.79	390.8	2.0	2.6	5.7	437
FMC3-280S-8	37	73.6	$\Delta$	740	91.8	92.1	90.0	0.79	480.2	2.2	2.4	5.8	545
FMC3-280M-8	45	89.2	$\Delta$	740	92.2	92.5	90.4	0.79	584.7	1.9	2.0	6.7	560
FMC3-315S-8	55	106	$\Delta$	740	92.5	92.8	90.7	0.81	714.6	1.8	2.0	6.8	900
FMC3-315M-8	75	144	$\Delta$	740	93.1	93.6	91.0	0.81	968.2	1.9	2.3	6.0	1000
FMC3-315LA-8	90	170	$\Delta$	740	93.4	93.8	91.3	0.82	1161.5	1.8	2.0	6.4	1060
FMC3-315LB-8	110	207	$\Delta$	740	93.7	93.9	91.6	0.82	1419.6	1.8	2.0	6.4	1130
FMC3-355MA-8	132	247	$\Delta$	740	94.0	94.2	91.9	0.82	1689.9	1.8	2.0	6.4	1500
FMC3-355MB-8	160	299	$\Delta$	740	94.3	94.5	92.2	0.82	2059.3	1.8	2.0	6.4	1600
FMC3-355L-8	200	368	$\Delta$	740	94.6	94.8	92.5	0.83	2563.8	1.8	2.0	6.4	1700

# IE3 / B3

## Aluminium Motors

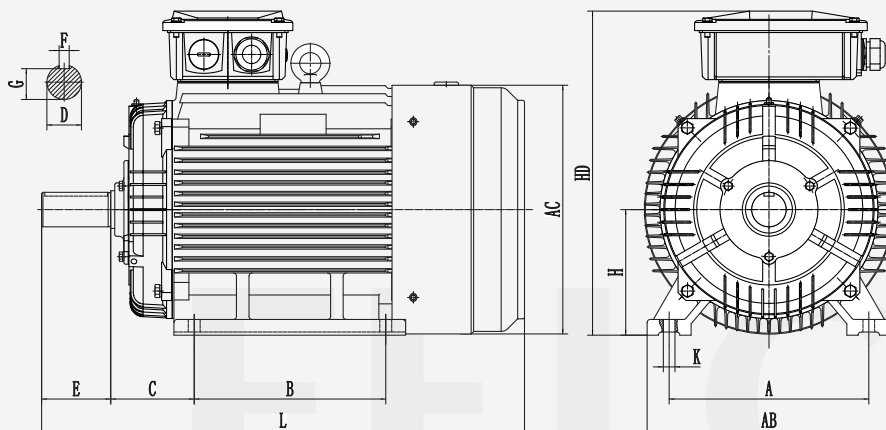
Frame Size	Pole	Mounting Dimensions (mm) IM-B3									Frame Dimensions(mm)			
		A	B	C	D	E	F	G	H	K	AB	AC	HD	L
56	2,4	90	71	36	9	20	3	7.2	56	5.8	110	110	156	195
63	2,4	100	80	40	11	23	4	8.5	63	7	122	120	166	218
71	2,4	112	90	45	14	30	5	11	71	7	138	139	186	250
80	2,4	125	100	50	19	40	6	15.5	80	10	159	158	206	295
90S	2,4,6	140	100	56	24	50	8	20	90	10	177	175	222	337
90L	2,4,6	140	120	56	24	50	8	20	90	10	177	175	222	363
100L	2,4,6,8	160	140	63	28	60	8	24	100	12	205	198	247	401
112M	2,4,6,8	190	140	70	28	60	8	24	112	12	222	228	281	405
112M-4	2,4,6,8	190	140	70	28	60	8	24	112	12	222	228	281	430
132S	2,4,6,8	216	140	89	38	80	10	33	132	12	257	268	320	467
132M	2,4,6,8	216	178	89	38	80	10	33	132	12	257	268	320	505
160M	2,4,6	254	210	108	42	110	12	37	160	15	302	314	406	617
160L	2,4,6	254	254	108	42	110	12	37	160	15	302	314	406	661

### IM B3



## Cast Iron Motors

Frame Size	Pole	Mounting Dimensions (mm) IM-B3									Overall Dimensions (mm)			
		A	B	C	D	E	F	G	H	K	AB	AC	HD	L
180M	2,4,6,8	279	241	121	48	110	14	42.5	180	14.5	349	354	463	686
180L	2,4,6,8	279	279	121	48	110	14	42.5	180	14.5	349	354	463	724
200L	2,4,6,8	318	305	133	55	110	16	49	200	18.5	388	396	512	769
225S	2,4,6,8	356	286	149	60	140	18	53	225	18.5	431	445	558	823
225M	2,4,6,8	356	311	149	55	110	16	49	225	18.5	431	445	558	818
225M	2,4,6,8	356	311	149	60	140	18	53	225	18.5	431	445	558	848
250M	2,4,6,8	406	349	168	60	140	18	53	250	24	484	484	617	909
250M	2,4,6,8	406	349	168	65	140	18	53	250	24	484	484	617	909
280S	2,4,6,8	457	368	190	65	140	18	53	280	24	542	546	676	959
280S	2,4,6,8	457	368	190	75	140	20	67.5	280	24	542	546	676	979
280M	2,4,6,8	457	419	190	65	140	18	58	280	24	542	546	676	1010
280M	2,4,6,8	457	419	190	75	140	22	67.5	280	24	542	546	676	1030
315S	2,4,6,8	508	406	216	65	140	18	58	355	28	628	620	855	1193
315S	2,4,6,8	508	406	216	80	170	22	71	355	28	628	620	855	1223
315M	2,4,6,8	508	457	216	65	140	18	58	355	28	628	620	855	1303
315M	2,4,6,8	508	457	216	80	170	22	71	355	28	628	620	855	1333
315L	2,4,6,8	508	508	216	65	140	18	58	355	28	628	620	855	1303
315L	2,4,6,8	508	508	216	80	170	22	71	355	28	628	620	855	1333
355M	2,4,6,8	560	560	254	75	140	20	67.5	355	28	726	701	1021	1509
355M	2,4,6,8	560	560	254	95	170	25	86	355	28	726	701	1021	1539
355L	2,4,6,8	630	630	254	75	140	20	67.5	355	28	726	701	1021	1509
355L	2,4,6,8	630	630	254	95	170	25	86	355	28	726	701	1021	1539

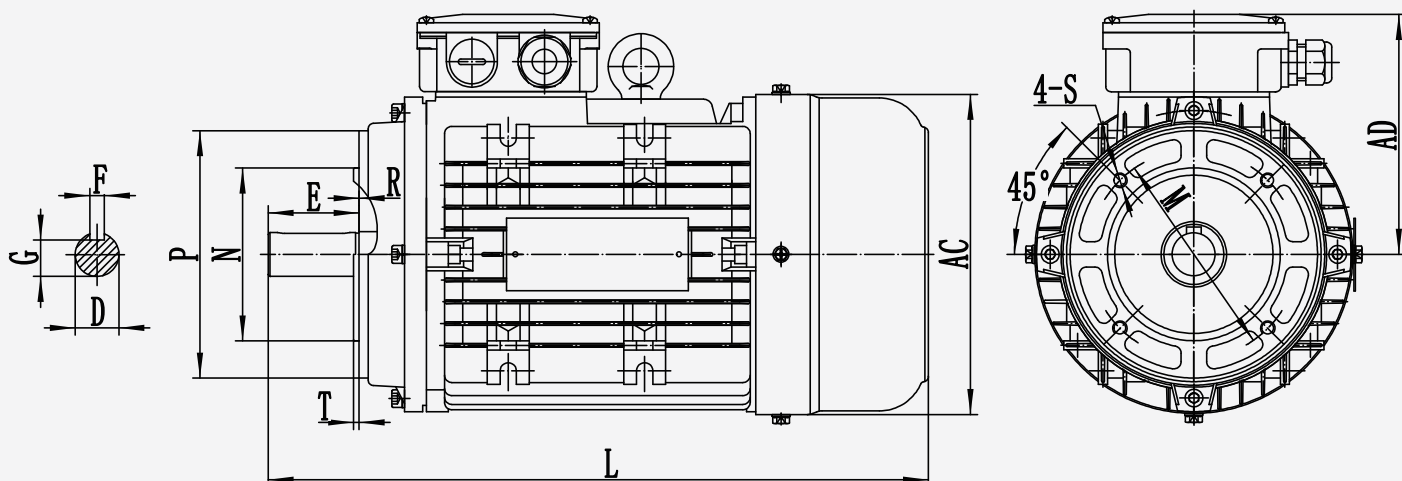


# IE3 / B14

## Aluminium Motors

Frame Size	Pole	Mounting Dimensions (mm) IM-B14									Frame Dimensions (mm)		
		M	N	P	D	R	F	G	S	T	AC	AD	L
56	2,4	65	50	80	9	0	3	7.2	M5	2.5	110	100	195
63	2,4	75	60	90	11	0	4	8.5	M5	2.5	120	103	218
71	2,4	85	70	105	14	0	5	11	M6	2.5	139	115	250
80	2,4	100	80	120	19	0	6	15.5	M6	3	158	126	295
90S	2,4,6	115	95	136	24	0	8	20	M8	3	175	132	337
90L	2,4,6	115	95	136	24	0	8	20	M8	3	175	132	363
100L	2,4,6,8	130	110	164	28	0	8	24	M8	3.5	198	147	401
112M	2,4,6,8	130	100	160	28	0	8	24	M8	3.5	228	169	405
112M-4	2,4,6,8	130	110	160	28	0	8	24	M8	3.5	228	169	430
132S	2,4,6,8	165	130	200	38	0	10	33	M10	3.5	268	188	467
132M	2,4,6,8	165	130	200	38	0	10	33	M10	3.5	268	188	505
160M	2,4,6	215	180	250	42	0	12	37	M12	4	314	246	617
160L	2,4,6	215	180	250	42	0	12	37	M12	4	314	246	661

### IM B14

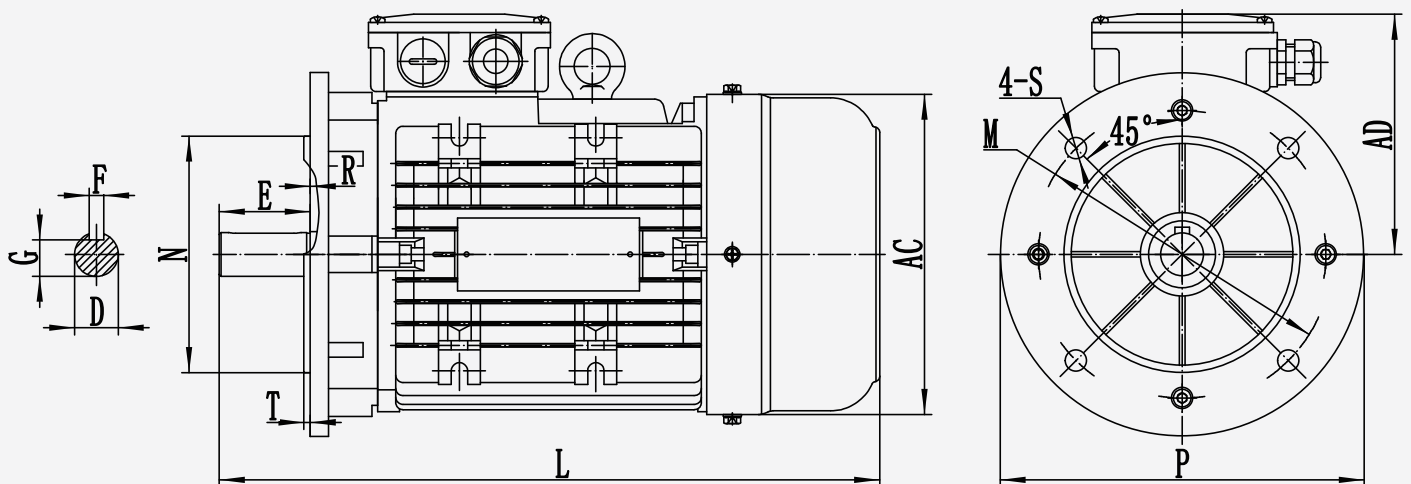


FELCO®

## Aluminium Motors

Frame Size	Pole	Mounting Dimensions (mm) IM-B5									Frame Dimensions (mm)		
		M	N	P	D	R	F	G	S	T	AC	AD	L
56	2,4	100	80	120	9	0	3	7.2	7	3	110	100	195
63	2,4	115	95	140	11	0	4	8.5	10	3	120	103	218
71	2,4	130	110	160	14	0	5	11	10	3.5	139	115	250
80	2,4	165	130	200	19	0	6	15.5	12	3.5	158	126	295
90S	2,4,6	165	130	200	24	0	8	20	12	3.5	175	132	337
90L	2,4,6	165	130	200	24	0	8	20	12	3.5	175	132	363
100L	2,4,6,8	215	180	250	28	0	8	24	14.5	4	198	147	401
112M	2,4,6,8	215	180	250	28	0	8	24	14.5	4	228	169	405
112M-4	2,4,6,8	215	180	250	28	0	8	24	14.5	4	228	169	430
132S	2,4,6,8	265	230	300	38	0	10	33	14.5	4	268	188	467
132M	2,4,6,8	265	230	300	38	0	10	33	14.5	4	268	188	505
160M	2,4,6	300	250	350	42	0	12	37	18.5	5	314	246	617
160L	2,4,6	300	250	350	42	0	12	37	18.5	5	314	246	661

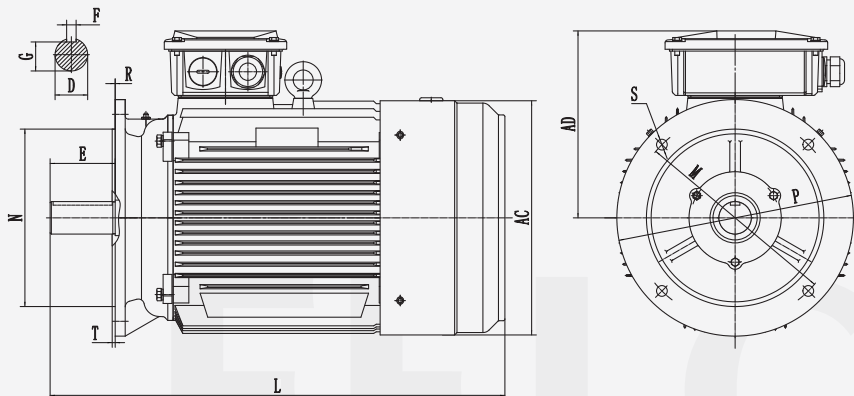
IM B5



# IE3 / B5

## Cast Iron Motors

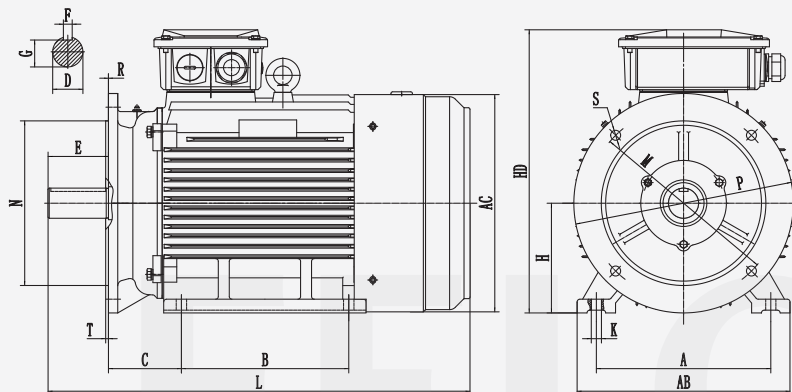
Frame Size	Pole	Mounting Dimensions (mm) IM-B5											Overall Dimensions (mm)		
		M	N	P	D	E	F	G	H	R	S	T	AC	AD	L
180M	2,4,6,8	300	250	350	48	110	14	42.5	180	0	4-18.5	5	354	283	686
180L	2,4,6,8	300	250	350	48	110	14	42.5	180	0	4-18.5	5	354	283	724
200L	2,4,6,8	350	300	400	55	110	16	49	200	0	4-18.5	5	369	312	769
225S	4,6,8	400	350	450	60	140	18	53	225	0	8-18.5	5	445	333	823
225M	2	400	350	450	55	110	16	49	225	0	8-18.5	5	445	333	818
225M	4,6,8	400	350	450	60	140	18	53	225	0	8-18.5	5	445	333	848
250M	2	500	450	550	60	140	18	53	250	0	8-18.5	5	484	367	909
250M	4,6,8	500	450	550	65	140	18	58	250	0	8-18.5	5	484	367	909
280S	2	500	450	550	65	140	18	58	280	0	8-18.5	5	546	396	959
280S	4,6,8	500	450	550	75	140	20	67.5	280	0	8-18.5	5	546	396	979
280M	2	500	450	550	65	140	18	58	280	0	8-18.5	5	546	396	1010
280M	4,6,8	500	450	550	75	140	20	67.5	280	0	8-18.5	5	546	396	1030
315S	2	600	550	660	65	140	18	58	315	0	8-24	6	620	540	1193
315S	4,6,8	600	550	660	80	170	22	71	315	0	8-24	6	620	540	1223
315M	2	600	550	660	65	140	18	58	315	0	8-24	6	620	540	1303
315M	4,6,8	600	550	660	80	170	22	71	315	0	8-24	6	620	540	1333
315L	2	600	550	660	65	140	18	58	315	0	8-24	6	620	540	1303
315L	4,6,8	600	550	660	80	170	22	71	315	0	8-24	6	620	540	1333
355M	2	740	680	800	75	140	20	67.5	355	0	8-24	6	701	666	1509
355M	4,6,8	740	680	800	95	170	25	86	355	0	8-24	6	701	666	1539
355L	2	740	680	800	75	140	20	67.5	355	0	8-24	6	701	666	1509
355L	2,4,6,8	740	680	800	95	170	25	86	355	0	8-24	6	701	666	1539



# IE3 / B35

## Cast Iron Motors

Frame Size	Pole	Mounting Dimensions (mm) IM- B35															Overall Dimensions (mm)			
		A	B	C	D	E	F	G	H	K	M	N	P	R	S	T	AB	AC	HD	L
180M	2,4,6,8	279	241	121	48	110	14	43	180	15	300	250	350	0	4-18.5	5	349	354	463	686
180L	2,4,6,8	279	279	121	48	110	14	43	180	15	300	250	350	0	4-18.5	5	349	354	463	724
200L	2,4,6,8	318	305	133	55	110	16	49	200	19	350	300	400	0	4-18.5	5	388	396	512	769
225S	4,6,8	356	286	149	60	140	18	53	225	19	400	350	450	0	8-18.5	5	431	445	558	823
225M	2	356	311	149	55	110	16	49	225	19	400	350	450	0	8-18.5	5	431	445	558	818
225M	4,6,8	356	311	149	60	140	18	53	225	19	400	350	450	0	8-18.5	5	431	445	558	848
250M	2	406	349	168	60	140	18	53	250	24	500	450	550	0	8-18.5	5	484	484	617	909
250M	4,6,8	406	349	168	65	140	18	58	250	24	500	450	550	0	8-18.5	5	484	484	617	909
280S	2	457	368	190	65	140	18	58	280	24	500	450	550	0	8-18.5	5	542	546	676	959
280S	4,6,8	457	368	190	75	140	20	68	280	24	500	450	550	0	8-18.5	5	542	546	676	979
280M	2	457	419	190	65	140	18	58	280	24	500	450	550	0	8-18.5	5	542	546	676	1010
280M	4,6,8	457	419	190	75	140	20	68	280	24	500	450	550	0	8-18.5	5	542	546	676	1030
315S	2	508	406	216	65	140	18	58	315	28	600	550	660	0	8-24	6	628	620	855	1193
315S	4,6,8	508	406	216	80	170	22	71	315	28	600	550	660	0	8-24	6	628	620	855	1223
315M	2	508	457	216	65	140	18	58	315	28	600	550	660	0	8-24	6	628	620	855	1303
315M	4,6,8	508	457	216	80	170	22	71	315	28	600	550	660	0	8-24	6	628	620	855	1333
315L	2	508	508	216	65	140	18	58	315	28	600	550	660	0	8-24	6	628	620	855	1303
315L	4,6,8	508	508	216	80	170	22	71	315	28	600	550	660	0	8-24	6	628	620	855	1333
355M	2	610	560	254	75	140	20	68	355	28	740	680	800	0	8-24	6	726	701	1021	1509
355M	4,6,8	610	560	254	95	170	25	86	355	28	740	680	800	0	8-24	6	726	701	1021	1539
355L	2	610	630	254	75	140	20	68	355	28	740	680	800	0	8-24	6	726	701	1021	1509
355L	4,6,8	610	630	254	95	170	25	86	355	28	740	680	800	0	8-24	6	726	701	1021	1539



# Bearing & Terminal Box

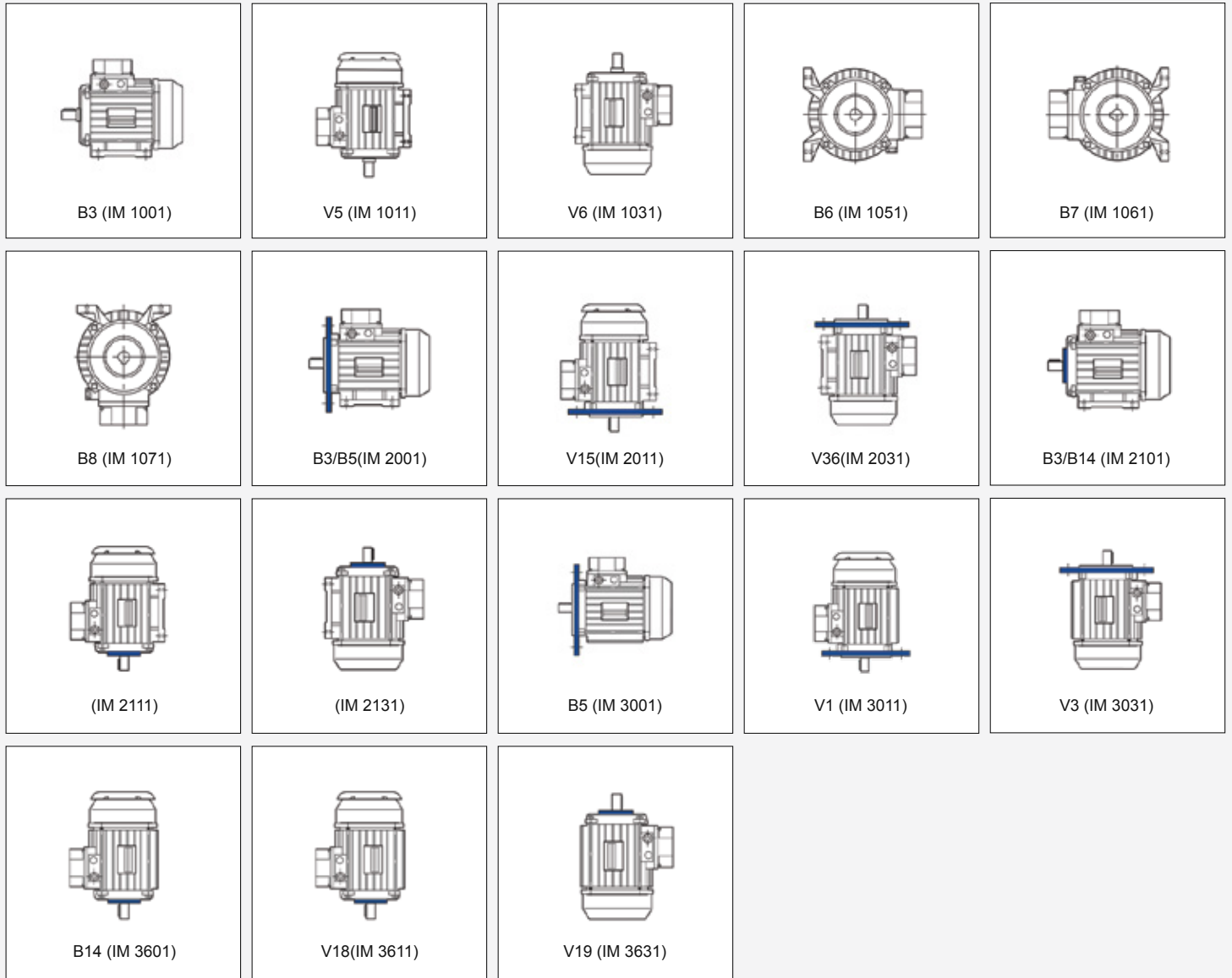
## Bearing

Motor Type	Drive End		Non Drive End	
	2 Pole	4,6,8 Pole	2 Pole	4,6,8 Pole
FMA3-56	6201		6201	
FMA3-63	6201		6201	
FMA3-71	6202		6202	
FMA3-80	6204		6204	
FMA3-90	6205		6205	
FMA3-100	6206		6206	
FMA3-112	6306		6306	
FMA3-132	6308		6308	
FMA3-160	6309		6309	
FMC3-180	6311		6311	
FMC3-200	6312		6312	
FMC3-225	6312	6313	6312	
FMC3-250	6313	6314	6313	
FMC3-280	6314	6317	6314	
FMC3-315	6317	NU319	6317	6319
FMC3-355	6319	NU322	6319	6322

## Terminal Box

Motor Type	Cable Gland	Blank cap	PTC Blank cap
FMA3-56	1*MG16*1.5	1*MG16*1.5	1*MG16*1.5
FMA3-63	1*MG16*1.5	1*MG16*1.5	1*MG16*1.5
FMA3-71	1*MG16*1.5	1*MG16*1.5	1*MG16*1.5
FMA3-80	1*MG20*1.5	1*MG20*1.5	1*MG16*1.5
FMA3-90	1*MG20*1.5	1*MG20*1.5	1*MG16*1.5
FMA3-100	1*MG20*1.5	1*MG20*1.5	1*MG16*1.5
FMA3-112	1*MG25*1.5	1*MG25*1.5	1*MG16*1.5
FMA3-132	1*MG25*1.5	1*MG25*1.5	1*MG16*1.5
FMA3-160	2*MG32*1.5	1*MG32*1.5	1*MG16*1.5
FMC3-180	2*MG32*1.5	1*MG32*1.5	1*MG16*1.5
FMC3-200	2*MG40*1.5	1*MG40*1.5	1*MG16*1.5
FMC3-225	2*MG40*1.5	1*MG40*1.5	1*MG16*1.5
FMC3-250	2*MG63*1.5	1*MG63*1.5	1*MG16*1.5
FMC3-280	2*MG63*1.5	1*MG63*1.5	1*MG16*1.5
FMC3-315	2*MG63*1.5	1*MG63*1.5	1*MG16*1.5
FMC3-355	2*MG72*2.0	1*MG72*2.0	1*MG16*1.5

# Mounting Positions



## Rating Plate

<b>FELCO</b>		FELCO MOTORS BV Rotterdam-Netherlands <a href="http://www.felcomotors.nl">www.felcomotors.nl</a>		CE IE3											
TYPE	FMA3-132M-4	TEFC	IEC 60034-1	3~Mot	NR 625306450705101/2025										
V, Δ/λ	Hz	KW	Rpm	A, Δ/λ	Cos	Brgs	Eff. (100%)								
230/400	50	3	1450	10.47/6.02	0.82	DE 6206ZC3	87.87								
460	60	3.45	1750	6.02	0.82	NDE 6206ZC3	87.87								
Ins.Cl	F	Duty	S1	SF	1.0	IP	55	Kg	33	IM	B3	Amb.	50°C	PTC	150°C

# Services & After Sales Support

At **FELCO**, our commitment to quality extends beyond the manufacturing process. We offer comprehensive service and after-sales support to ensure the long-term performance, reliability, and safety of our electric motors.

Our global service network and experienced technical teams provide assistance throughout the entire lifecycle of the motor—from installation and commissioning to maintenance and upgrades.

## Our support includes

- Technical consultation and application engineering
- On-site commissioning and start-up support
- Preventive maintenance programs tailored to customer needs
- Spare parts availability and fast response for critical components
- Motor rewinding and refurbishment services
- Condition monitoring and diagnostics (vibration, temperature, insulation)
- Training programs for customer maintenance personnel

**FELCO** ensures that every motor installation is backed by dependable support, helping customers reduce downtime, optimize energy efficiency, and extend equipment lifespan.





**FELCO MOTORS B.V**

**Tel : +31103072331**

**Email: [info@felcomotors.nl](mailto:info@felcomotors.nl)**

**Website : [www.felcomotors.com](http://www.felcomotors.com)**

**Corporate Office:**

**Westplein 12, 3016BM**

**Rotterdam, Netherlands**

**WareHouse:**

**Jagersveld 6A, 5405 BW**

**Uden, Netherlands**